



ZOOM ROOMS SOM HYFLEX


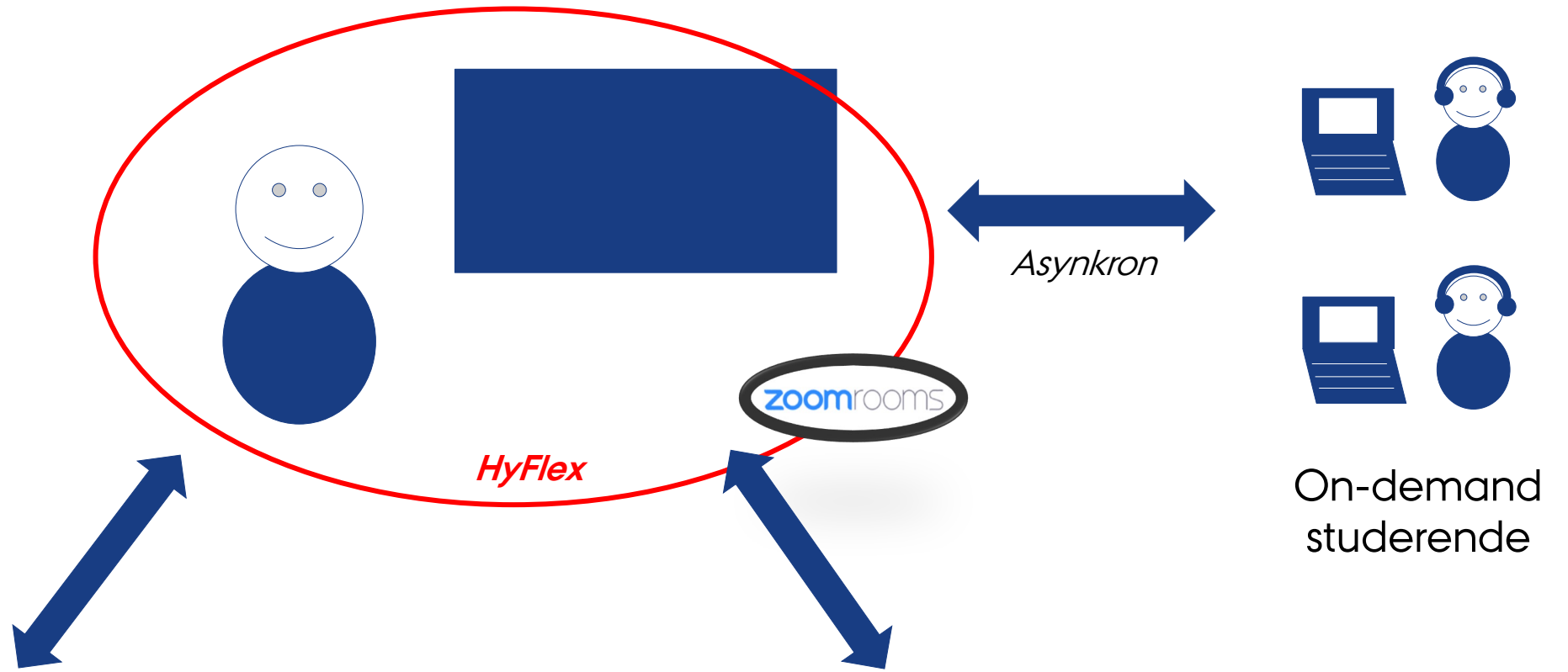
AU's tekniske, didaktiske og organisatoriske erfaringer



On-site studerende




Online studerende



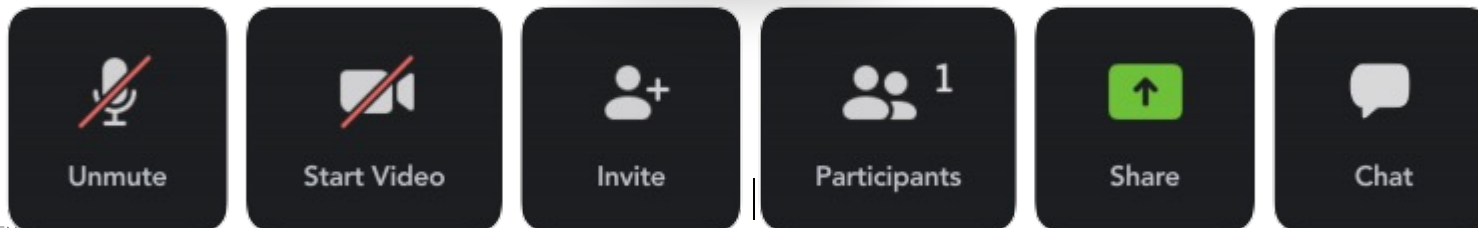
On-site studerende



Online studerende



On-demand studerende






DIDAKTISKE SITUATIONER I ZOOM ROOMS

- PowerPoint-oplæg
- Ingen PC, fx tavle-undervisning
- Gæste-underviser via Zoom

- Dialog mellem underviser og studerende
- Plenum-diskussioner mellem studerende

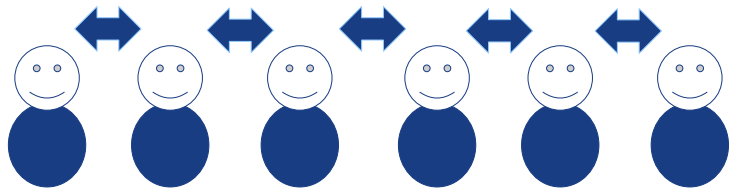
- Brug af indlejret interaktion
- Brug af e-moderator

zoomrooms



E-moderatorer

On-demand studerende



On-site studerende



Online studerende

PLANLÆG!

Time (min)	Activity	Title	Onsite	Online
0-5	Introduction	Presenting formats and activity agenda	Listen, watch	Zoom
6-7	System check	3 short questions	voice	microphone
8-18	Lecture 1	The organs of the body: The heart anatomy 1	Listen, watch	Zoom
19-22	Mentimeter	Test 5 questions	Mentimeter	Mentimeter
23-27	Followup feedback	Feedback on exam questione	Listen, watch	Zoom
28-33	Lecture 2	The organs of the body: The heart anatomy 2	Listen, watch	Zoom
34-40	2 and 2 groupwork	Exam question	In class groupwork	Breakout rooms
41-43	Feedback	Feedback on the exam question	Listen, watch	Zoom
44-45	Closing remarks	Whats was the main points and whats coming next time	Listen, watch	Zoom

ORGANISATORISK

- Bevidsthed om hvad hyflex-formatet er
- Oplæring af undervisere/e-moderatorer
- Code of conduct
- Prioritering af lokaler
- IT-personale
- Motivation

LITTERATUR

Bregnhøj, Henrik, and Helle Mathiasen: "Hvad kan HyFlex-organiseret undervisning? - de studerendes tilgang." *Tidsskriftet Læring og Medier (LOM)*

Dahl, Mads Ronald, Kasper Lauritzen, and Peter Musæus: "Four phases of video streaming: A case study of medical teaching." *Tidsskriftet Læring og Medier (LOM)*



AARHUS
UNIVERSITET